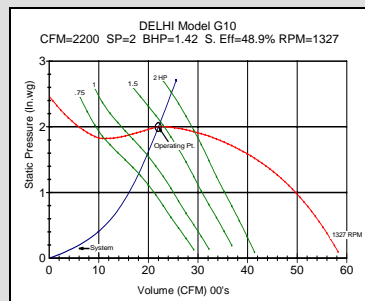
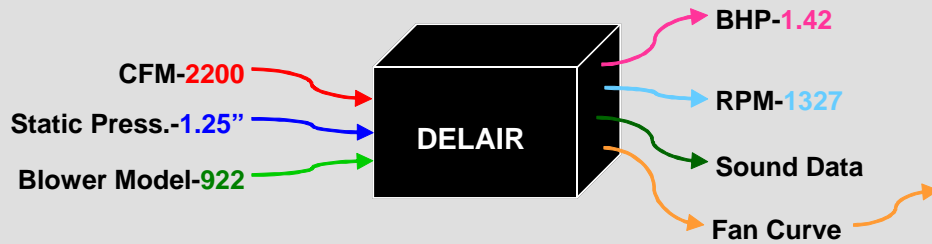


DELHI TODAY

Winter 2005

Generate Professional Fan Data and Curves



Put a Delair "Black Box" Inside Your Company's Software

What could I do with it?

Let's say you manufacture custom air handling units and are developing a software program so your reps can build up their own custom units, price them, and produce submittals. One of the tough parts is generating fan data for the desired operating point from fan base test data. It gets well beyond simple fan laws. And then what about producing the fan curve? You won't get anything as beautiful as the Delhi fan curves by using the graph capabilities of Excel. The solution is easy—put the Delhi Black Box in your program.

What do you mean, a "Black Box", what is it really?

It's a file named Delair7.ocx. It is a special type of file that we made using Microsoft Visual Basic. First we add a little code that establishes the input and output "wires" per the analogy. When we tell Visual Basic to save the program as an .ocx type file it effectively puts the fan data engine code from our blower selection software (Delair) into a tidy, portable, sealed "Black Box" (sealed so there is no need to deal with the 27,000 lines of very complex code inside).

The Black Box is easy for a programmer to install within a program he is developing, he just drags it in from a toolbar or can use "File, "Insert File". It becomes a kind ready-to-use child component within a parent software.

Programmers only need be concerned with a few "wires" in and out (some would call these "interfaces"). There are not many and each has a dedicated purpose.

A programmer "feeds" the input wires information. For instance one is for inputting the desired CFM. The actual line of code might read:

```
BlackBox.CFM_InputWire = Desired_CFM
```

(Desired_CFM is the name given to a variable that takes on the latest numerical value the user typed in a designated text box, or a cell location in Excel)

Similarly, the programmer "reads" the output wires with code like:

```
Required_bhp = BlackBox.bhp_OutputWire
```

But we use blowers from several manufacturers to meet various needs. We will have to get data engines from each. It will mean a lot of programming and all the graphs will look different.

Delhi to the rescue. We have made a big decision. There is another wire, not shown above, called UseExternalData". Just obtain base fan test data from your other suppliers (or create the data from their curves). Put it into a comma delimited text file. Feed the wire the path to the file.

Can we see examples? Yes, everything can be download. Inquiries should be directed to brayle@delhi-industries.com.

What about help?

Our programmer can be consulted if assistance is needed.

What if our program is not in VB or Excel?

It will work with virtually any language.

Look to Delhi for Blower Technology Leadership

"... They cheered" In writing equipment selection software for rep use, a programmer with an HVAC company included both the Delhi Black Box, as well as a seemingly similar component from another blower manufacturer for their products.

"At a rep meeting I demonstrated our software. They cheered the Delhi curve, knew it would look professional when submitted to consultants for approval. When I showed them the curve for the blowers from (a Delhi competitor) they jeered."


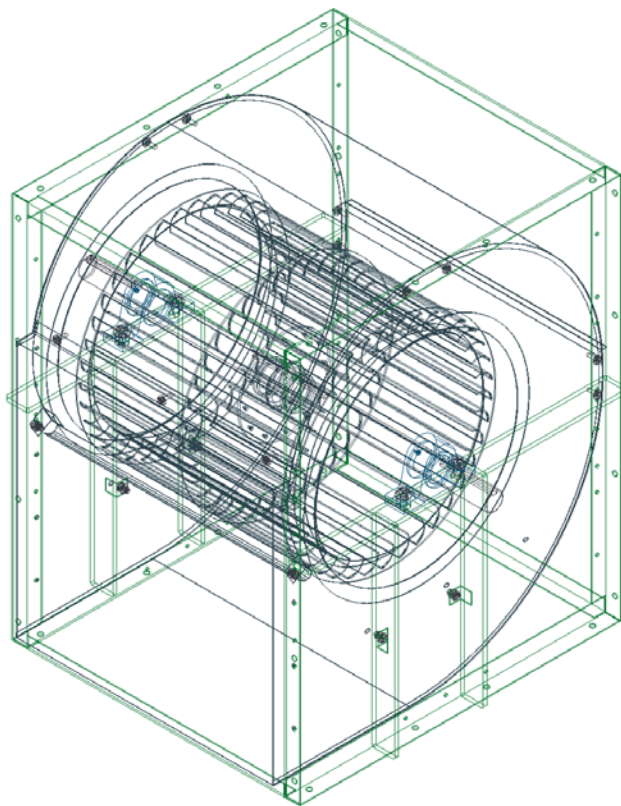
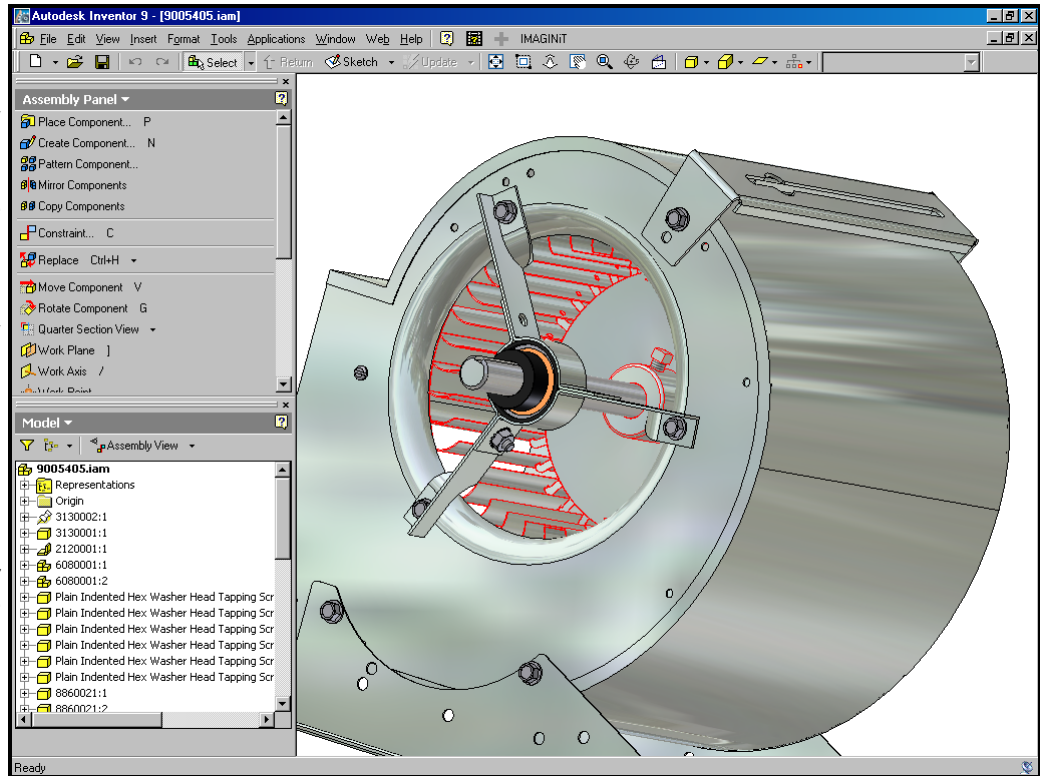
3D Solid Modeling

New design

Aids...

We get frequent inquiries for ready made CAD drawings of blowers. Most of you have learned that 2D files are included in the files distributed with Delair and know they can be accessed with "DelCAD" on the Delair menu.

We are also moving along with solid modeling. In our case we use Inventor from AutoDesk. There seems to be good file compatibility with other 3D CAD programs. Popular G Series sizes are done already and others are on the way.



Let us know of any particular needs by contacting Neil Rutherford, nrutherford@delhi-industries.com

Look to Delhi for Blower Technology Leadership